



---

# User Guide

## SOMO Audio Converter Software Tool

---

Document Date: 29 July 2009

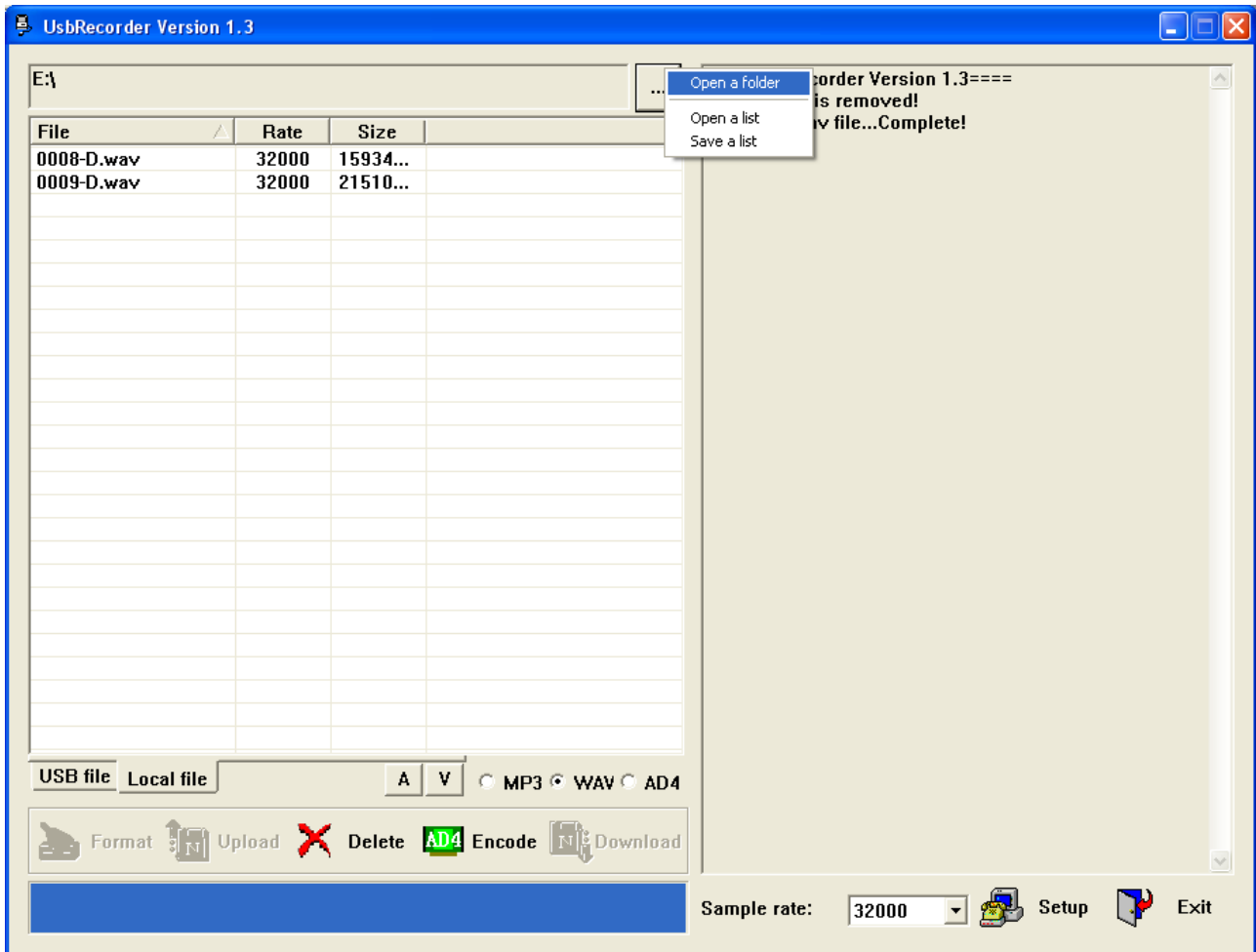
Document Revision: 01

## Installation

AD4 Converter.exe file can be downloaded from the 4D System's website. Double click the setup file, browse for the location and press install. After completing the installation a dialogue box will open up with caption "Setup V1.40" for Device Driver Install/Uninstall. This step is irrelevant. Click cancel to exit. Now you have a utility to convert an MP3 or WAV file to AD4 format.

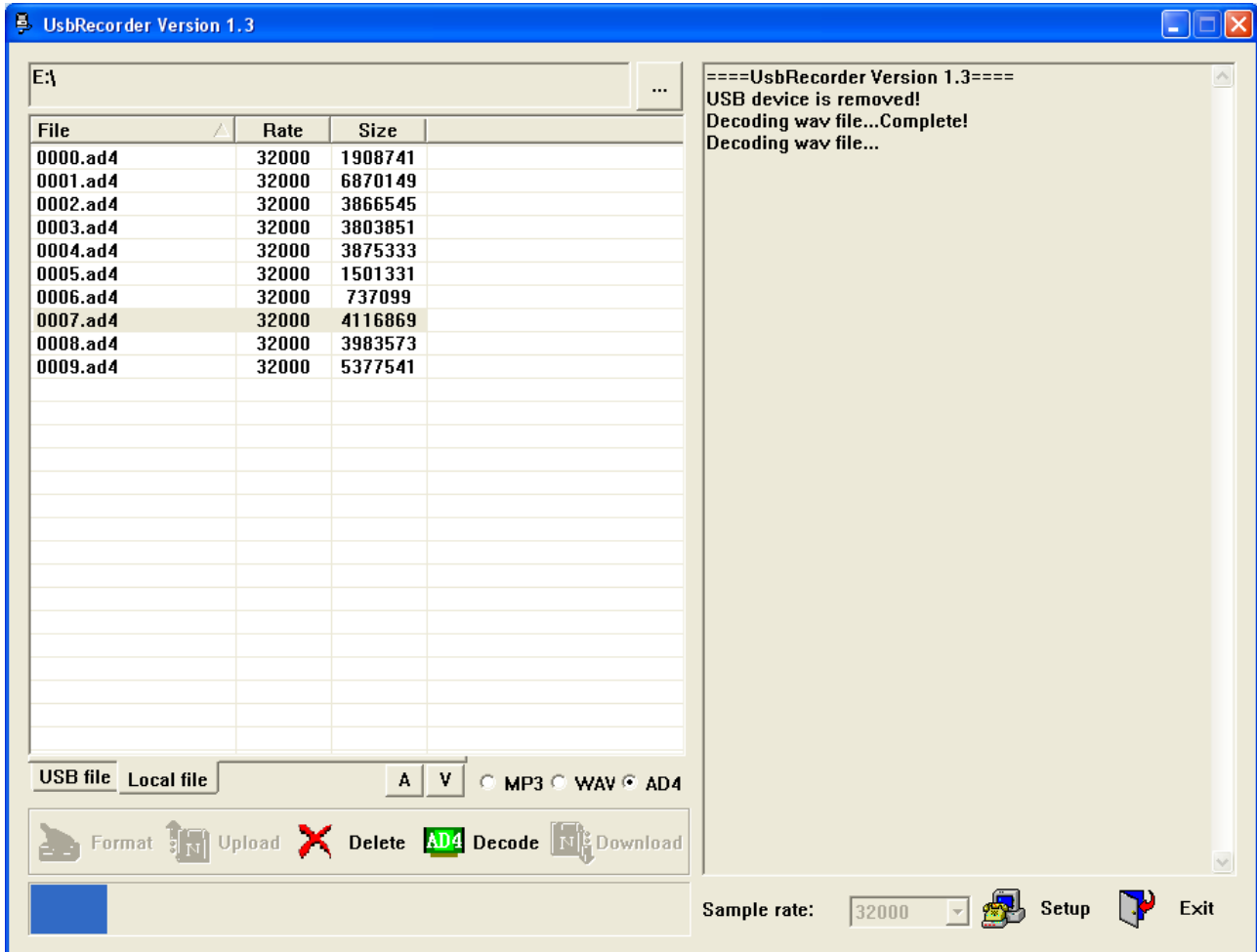
**AD4** is a customized audio format which gives a good audio quality. The audio format is dedicated to the sound processor used in the 4D audio modules.

## File conversion

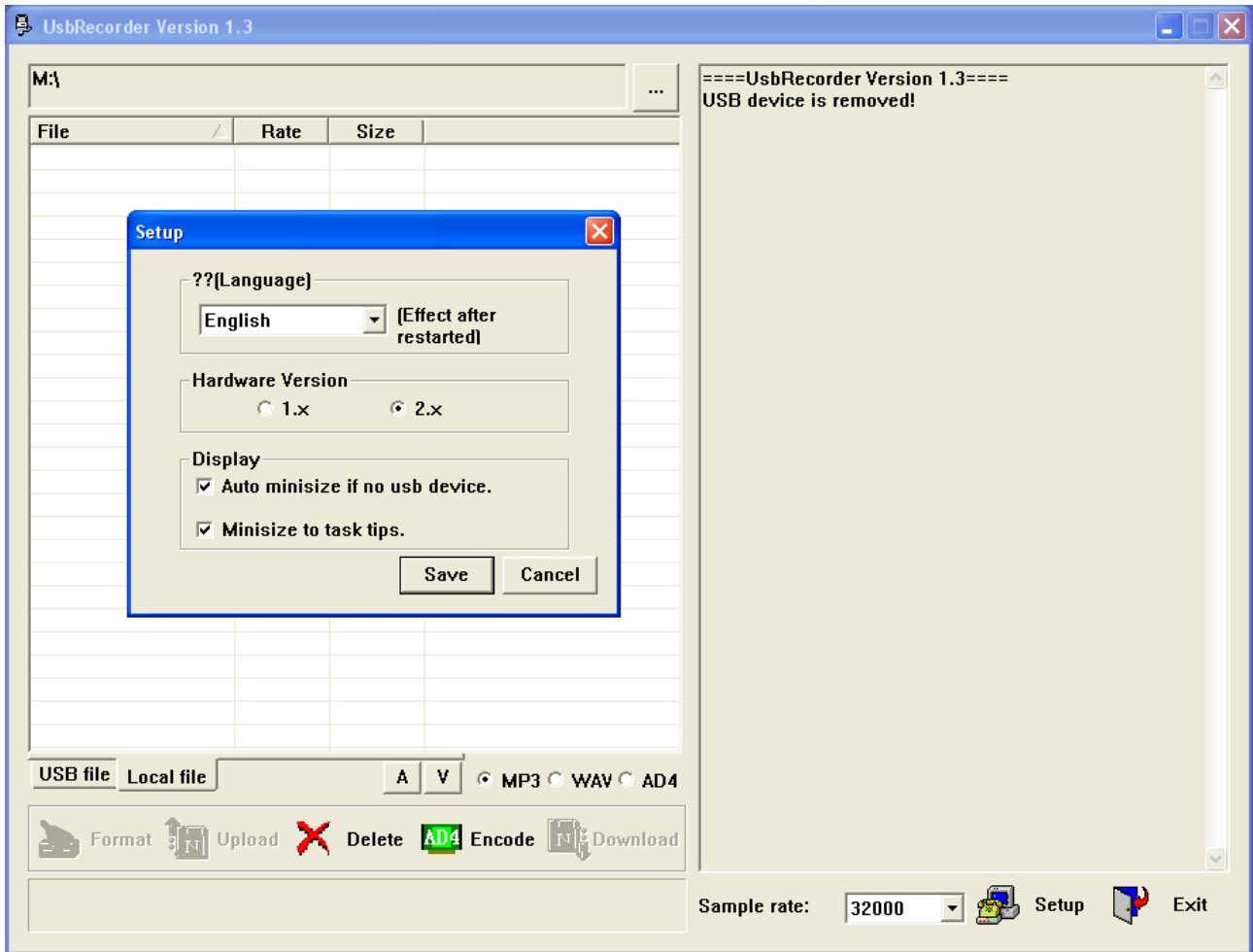


- Converting MP3 or WAV to AD4
  - Run the AD4 Converter.
  - Click on the 'Local file' tab to get the browsing option.
  - Click the Browse button. Select 'Open a folder'. Browse for the folder that contains the audio files need to be converted.
  - You can also load a list of audio files by selecting 'Open a list' .
  - Press OK and you will see the list of songs on the screen. Click MP3 to view all the MP3 files, WAV to view the wav files and AD4 to view the AD4 files.
  - Select the file you wish to convert to the ad4 format.
  - Choose the sampling rate from the dropdown box.
  - Press the green button labeled 'AD4 Encode'. The file will be converted and saved with the same file name but with ad4 extension.
  - Now click the AD4 option-button to view the converted file.

- The software can also convert the AD4 files in to wav files .
  - Click AD4 option-button to view all the AD4 files in the selected folder.
  - Select the file needs to be converted.
  - Click the green button labeled 'AD4 Decode' to convert the AD4 file to WAV format.
  - The file will be saved as filename-D.wav.
  - Click WAV option-button to view the converted file.



- General settings
  - Click setup, a new window will popup.
  - Click the language combo box and you can set different languages.
  - The change will take effect after restarting the software.
  - Irrelevant settings
    - 'Hardware version' and 'Display' settings in the setup window .
    - 'USB file' tab in the main window.
    - 'Format', 'Upload' and 'Download' buttons in the main window.
    - 'A' and 'V' buttons in the main window.



## PROPRIETARY INFORMATION

The information contained in this document is the property of 4D Systems Pty. Ltd. and may be the subject of patents pending or granted, and must not be copied or disclosed without prior written permission.

4D Systems endeavors to ensure that the information in this document is correct and fairly stated but does not accept liability for any error or omission. The development of 4D Systems products and services is continuous and published information may not be up to date. It is important to check the current position with 4D Systems.

All trademarks belong to their respective owners and are recognized and acknowledged.

## DISCLAIMER OF WARRANTIES & LIMITATION OF LIABILITY

4D Systems makes no warranty, either express or implied with respect to any product, and specifically disclaims all other warranties, including, without limitation, warranties for merchantability, noninfringement and fitness for any particular purpose.

Information contained in this publication regarding device applications and the like is provided only for your convenience and may be superseded by updates. It is your responsibility to ensure that your application meets with your specifications.

In no event shall 4D Systems be liable to the buyer or to any third party for any indirect, incidental, special, consequential, punitive or exemplary damages (including without limitation lost profits, lost savings, or loss of business opportunity) arising out of or relating to any product or service provided or to be provided by 4D Systems, or the use or inability to use the same, even if 4D Systems has been advised of the possibility of such damages.

Use of 4D Systems' devices in life support and/or safety applications is entirely at the buyer's risk, and the buyer agrees to defend, indemnify and hold harmless 4D Systems from any and all damages, claims, suits, or expenses resulting from such use. No licenses are conveyed, implicitly or otherwise, under any 4D Systems intellectual property rights.

## CONTACT INFORMATION

For Technical Support: [support@4dsystems.com.au](mailto:support@4dsystems.com.au)

For Sales Support: [sales@4dsystems.com.au](mailto:sales@4dsystems.com.au)

Website: [www.4dsystems.com.au](http://www.4dsystems.com.au)

Copyright 4D Systems Pty. Ltd. 2000-2009.